



31 Vantage Mews

, London, E14 9NY

£2,500 Per month



2



2



1

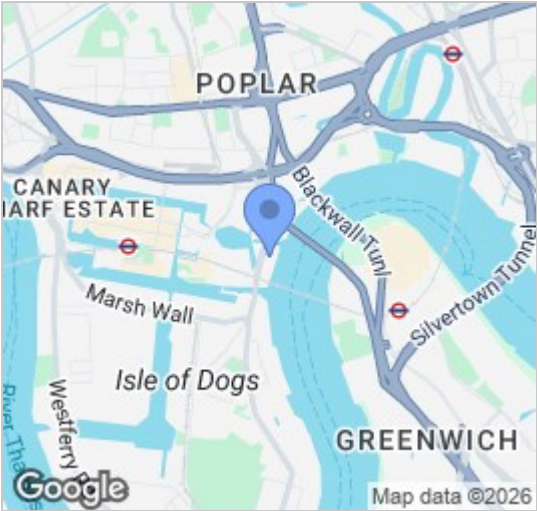


C

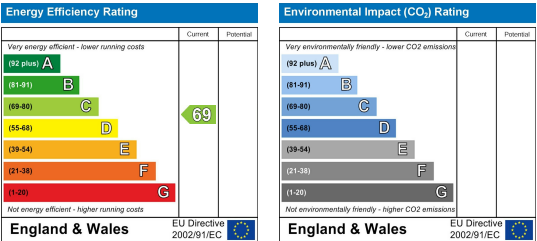
Floor Plan



Area Map




Energy Efficiency Graph



Viewing

Please contact our Sunshine Estates Office on 020 8066 5055 if you wish to arrange a viewing appointment for this property or require further information.



Sunshine Estates is delighted to present this lovely 2-bedroom house with a garage.

This well-presented home offers bright and spacious living throughout, making it ideal for professionals or a small family. The property features a comfortable reception area, a fitted kitchen, two good-sized bedrooms, a modern bathroom, and the added benefit of a private garage for secure parking or extra storage. Situated in a quiet residential mews, the house provides both privacy and convenience in the heart of East London.

The property is ideally located close to excellent transport links including Canary Wharf Station (approx. 6 minutes by car), Westferry DLR (approx. 5 minutes by car) and Limehouse Station (approx. 7 minutes by car), offering quick access into Central London and beyond. For green spaces, Mile End Park is just 8 minutes by car and Mudchute Park & Farm is around 10 minutes by car. Nearby healthcare facilities include The Royal London Hospital (approx. 12 minutes by car) and Canary Wharf Private Hospital (approx. 6 minutes by car), ensuring peace of mind for residents.

Contact us to day to arrange a viewing and enjoy this new home!



These particulars, whilst believed to be accurate are set out as a general outline only for guidance and do not constitute any part of an offer or contract. Intending purchasers should not rely on them as statements of representation of fact, but must satisfy themselves by inspection or otherwise as to their accuracy. No person in this firms employment has the authority to make or give any representation or warranty in respect of the property.